



CYP19A1 Polyclonal Antibody

Cat #: ABP51093

Size: 30µl /100µl /200µl

Product Information

	Product Name: CYP19A1 Polyclonal Antibody		
	Applications: WB, IHC-P, IF, ELISA		Isotype: Rabbit IgG
	Reactivity: Human, Mouse, Rat		
REF	Catalog Number: ABP51093	LOT	Lot Number: Refer to product label
	Formulation: Liquid		Concentration: 1 mg/ml
	Storage: Store at -20°C. Avoid repeated freeze / thaw cycles.		Note: Contain sodium azide.

Background: CYP19A1 encodes a member of the cytochrome P450 superfamily of enzymes. The cytochrome P450 proteins are monooxygenases which catalyze many reactions involved in drug metabolism and synthesis of cholesterol, steroids and other lipids. This protein localizes to the endoplasmic reticulum and catalyzes the last steps of estrogen biosynthesis. Mutations in this gene can result in either increased or decreased aromatase activity; the associated phenotypes suggest that estrogen functions both as a sex steroid hormone and in growth or differentiation. Alternative splicing results in multiple transcript variants.

Application Notes: Optimal working dilutions should be determined experimentally by the investigator. Suggested starting dilutions are as follows: WB (1:500-1:2000), IHC-P (1:100-1:300), IF (1:200-1:1000), ELISA (1:20000). Not yet tested in other applications.

Storage Buffer: PBS containing 50% Glycerol, 0.5% BSA and 0.02% Sodium Azide.

Storage Instructions: Stable for one year at -20°C from date of shipment. For maximum recovery of product, centrifuge the original vial after thawing and prior to removing the cap. Aliquot to avoid repeated freezing and thawing.

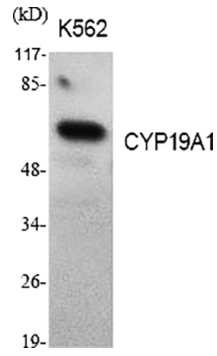


Fig.1. Western Blot analysis of various cells using CYP19A1 Polyclonal Antibody diluted at 1:1000.

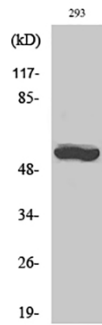


Fig.2. Western Blot analysis of 293 cells using CYP19A1 Polyclonal Antibody diluted at 1:1000.

Note: The product listed herein is for research use only and is not intended for use in human or clinical diagnosis. Suggested applications of our products are not recommendations to use our products in violation of any patent or as a license. We cannot be responsible for patent infringements or other violations that may occur with the use of this product.